

Welcome

Thank you for joining us tonight!

We will begin in 2 minutes 😊

While you are waiting, if you are able, please change your name to show your **first and last name** so that we know the families that joined us tonight. *You click more next to the name that is currently showing for you and then rename. Thanks so much!




AGENDA

1. Welcome and Introductions
2. Learning Space Feedback from Families
3. Remote Learning Programs
4. Families as Partners in Remote Learning
5. Social/Emotional Information
6. Questions

7. **RAFFLE!!!**

Miss van Stolk



Mr. Bank



Mrs. Craig



Mrs. O'Connor




Mrs. Durant

It's Time To....



Classlink



1. Students must be signed into their Chrome Book with their unique username which is s.firstname.lastname@redclayschools.com and their password which is their lunch number (usually a 6 digit number)
2. Once they sign into their Chrome Book then the next page should look like this:
[Classlink Log In](#)
3. If you aren't using a Chrome Book issued by the school then you will need to make sure you have Google Chrome as your Web Browser 
4. Once on Google Chrome, you can then go to our [school website](#) to access the Classlink site.
5. Here is what a student page looks like on [Classlink](#)



Red Clay





Code.org



Destiny Library
Catalog



Discovery
Education (oauth2)



Dreambox



FitnessGram
(OAuth)



Google



Handwriting
Interactive T...



HMH - Think
Central



HMH- SAM



Keyboarding
Without Tears



myON (OAuth2)



NumbersBee



Pearson OLSAT



Quaver Music



Reading Eggs



Savvas (Pearson)



Schoology



Sora by Overdrive



UD Lib/Search



Zoom




Schoology



~ Schoology is a networking service and virtual learning environment for K-12 school and higher education institutions that allows users to create, manage, and share academic content.

All student pages will look like this when they click on the Schoology App on Classlink.

Younger Student's Page



Older Student's Page



Courses

My Courses



Music

Section 3-7

Richey Elementary School



Art

Section 3-6

Richey Elementary School



Physical Education

Section 3-5

Richey Elementary School



Science

Section 3-4

Richey Elementary School



Social Studies

Section 3-3

Richey Elementary School



Mathematics

Section 3-2

Richey Elementary School



English Language Arts

Section 3-1

Richey Elementary School



Library

Section 3-8

Richey Elementary School



KNOWLEDGE IS POWER



Mrs. Opio's Magical Muggle Learners : Section 1

Reading

Reading/Level: Section 4-1



Mathematics: Section 4-2



Language Arts: Section 4-13



SATURDAY, SEPTEMBER 19, 2020

 Benchmark Words Check
11:59 pm

WEDNESDAY, SEPTEMBER 23, 2020

 Benchmark Words Check
11:59 pm

THURSDAY, SEPTEMBER 24, 2020


 Write to Respond to Reading
11:59 pm

SATURDAY, SEPTEMBER 26, 2020


 Benchmark Words Check
11:59 pm

 The Origins of The Bill of Rights
11:59 pm

 Write in Response To Reading
11:59 pm

 Writing Lesson 2 Analysis of Author's Craft and Style
11:59 pm

SUNDAY, SEPTEMBER 27, 2020

 Abstract Noun Project
11:59 pm



Post:  [Event](#)[Most Recent](#) ▾[Jaclyn Durant](#) ▸ [Richey Social Emotional Support: All](#)


Check in time - How are you feeling today? How was your weekend? Comment below!

Mon Oct 5, 2020 at 9:43 am · [Like](#) 10 people liked this[Christine O'Connor](#)

tired...I know because I am yawning...LOLOL

Mon Oct 5, 2020 at 11:03 am · [Like](#)  13[Jaclyn Durant](#)

I'm right there with you Mrs. O'Connor! :P

Mon Oct 5, 2020 at 3:18 pm · [Like](#)  7[Upcoming](#)[Calendar](#)

No upcoming assignments or events

Reading Eggs



1. Stepping Stones reading lessons are the core of the program.
2. Each lesson builds on the previous one to build skills in the five key areas needed to become a good reader: phonemic awareness and phonics, sight words, vocabulary, fluency, and comprehension.





Storylands



Spelling



114
My Lessons



Driving Tests



Story Factory



House



Awards



Games



Puzzles



Plaza



Critters



Play



Songs



Bye

Reading 

Dreambox



1. Personalizes instruction from intervention through enrichment.
2. Adapts to the individual learner.
3. Aligns to Common Core Standards
4. The student pages looks like this when they click on the app. It starts wherever they student leaves off.



Families as Partners in Remote Literacy Learning

1. Literacy Toolbox

You can make an actual tool-kit for reading:

- Use a Ziploc bag, pencil box/pouch, or even a folder
- Put things in like magnetic letters/letter tiles, abc chart, sight word cards, pencil, sticky notes, a few books
- Portable—take with you for literacy on the go!

2. Remote Literacy Learning: Families as Partners

“Remote literacy learning includes a mixture of experiences that are teacher-led, family-led, and student-led.”

- Tap into your child’s interests. ***[Find reading material](#) on topics your child enjoys or is curious about. Your child’s teacher may have suggestions too, including things available at the **local library** or online. Look for opportunities to [read around the house](#). If your child wants to watch a movie based on a book, try reading the book with your child first and then watch the movie as a reward. Discuss the differences or similarities between the book and the movie together.

- **Read different types of materials.** *** **Selecting informational material** to read together can build your child's **knowledge of topics**. This is especially helpful for your child's learning in other content areas, like science and social studies. Articles, magazines, to-do lists, manuals, e-books, audio books, blogs, and other online information make good reading material too.
- **Guide your child's literacy learning.** *** **Listen** to your child read and note which sounds, letters, and words seem hard and what it sounds like when your child reads aloud. Help by **pausing** and giving your child a chance to correct a mistake. Then, try giving your child a **hint or prompt** to figure it out. Encourage your child by **talking together** about the book or literacy task.

*Your child doesn't need to be reading independently to talk together about reading material. You can **read aloud** as your child listens. You can each take turns reading paragraphs or pages.*

* It is valuable for children's language growth to **hear great stories** that are **beyond their reading ability**. It is also fun for adults and children alike to read together.

- **Write about what you read** *** Have your child write a sentence or two about what was read or learned in the story. Help them with conventions such as capitals, punctuation, and word choice.

Resources

Please stop by our **Schoology Social Emotional Support Page** for school, SEL, parenting, and community resources! Also find info on how to contact Mr. Bank, Miss van Stolk, and Mrs. Durant. Schoology Access Code: **ZN8J-48F4-D4V3R**

Richey's Social Emotional Support Page



Miss van Stolk
School Psychologist


Mr. Bank
School Counselor



Mrs. Durant
FCT



Click on the different folders for information and resources available in our community!



The screenshot shows the Schoology interface. On the left, there is a sidebar with a list of folders: Workload Planning, eSchoolPLUS, LearnZillion, NBC Learn, Nearpod, PlayQuest (read), TeachTCl, UD Lib, Access Code (ZN8J-48F4-D4V3R), Information, and Grading period. A large white arrow points from the text to the 'Access Code' folder. On the right, there is a main content area with a list of folders: Behavioral Health Resources, Community Resources, Food Resources, Parenting Resources, SEL at Home, Upcoming Webinars, Mr. Bank, Mrs. Durant, and Miss van Stolk. Below the folders, there is a section for 'Upcoming' assignments or events, which is currently empty.

Cares/Concerns???

What do you find are the biggest challenges associated with Remote Learning and Returning to School?

How is your family coping with these challenges?

How can our Team help support you during this time?





IT'S RAFFLE TIME!!!

